

Short Research Article

Diaryliodonium salts: a solution to 3-(¹⁸F)fluoropyridine[†]

MICHAEL A. CARROLL^{1,*}, JAMES NAIRNE² and JOHN L. WOODCRAFT¹

¹School of Natural Sciences—Chemistry, Newcastle University, Newcastle Upon Tyne, NE1 7RU, UK

²GE Healthcare, The Grove Centre, White Lion Road, Amersham, Buckinghamshire, HP7 9LL, UK

Received 12 October 2006; Revised 21 November 2006; Accepted 22 November 2006

Abstract: Fluorine-18 labelled fluoropyridines have found increasing application in the medical imaging technique of Positron Emission Tomography. The fluorine-18 has largely been restricted to the 2- and 6-position where its introduction may be readily achieved, from a range of appropriate precursors, by nucleophilic aromatic substitution using [¹⁸F]fluoride. However, fluorine at this position may be labile *in vivo* limiting the potential of the radiotracer. To date the more stable 3-fluoro and 5-fluoropyridines have not been exploited due to unsuitable methods of preparation. Pyridyliodonium salts provide a convenient way to overcome this restriction and allow the introduction of fluorine-18, as fluoride, into the 3- or 5-position. Copyright © 2007 John Wiley & Sons, Ltd.

Keywords: fluorinated aromatics; fluorine-18; hypervalent iodine

Introduction

Diaryliodonium salts have been shown to be suitable precursors for the preparation of fluorine-18 labelled aromatics¹ which are employed extensively in clinical research using the medical imaging technique—Positron Emission Tomography. This new approach has several distinct advantages over conventional procedures to this important class of materials.

- The use of [¹⁸F]fluoride, which may be produced in much higher amounts and higher specific radioactivity than [¹⁸F]F₂ and derived reagents (cf. fluorodestannylation).
- Iodonium salts place little or no restriction on the nature and pattern of aromatic substituents of the target (cf. S_NAr processes).

The outcome of the fluoridation has been shown to be dependent on both steric and electronic factors. The *ortho* effect states that if an aromatic ring on the iodonium salt is substituted at the *ortho* position then

it is this ring that undergoes fluoridation. The electronic effect results in the fluoridation of the most electron-deficient ring. We have found that the electronic factors take precedence over the *ortho* effect.²

Fluoropyridines have found increasing applications in PET³ with the 2-fluoro derivatives (For examples see Figure 1) providing radiolabelled material in both high purity and high radiochemical yield.⁴

These materials are accessed by nucleophilic aromatic substitution of an appropriate precursor by [¹⁸F]fluoride (Scheme 1), a similar approach provides

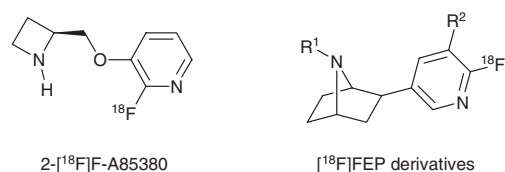
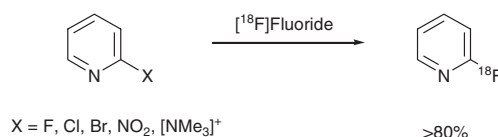


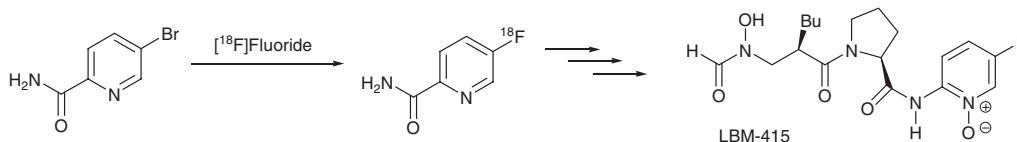
Figure 1 2-[¹⁸F]Fluoropyridines.



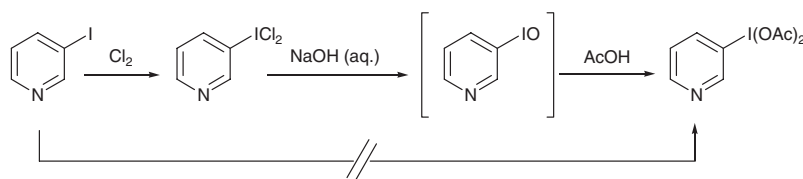
Scheme 1

*Correspondence to: Michael A. Carroll, School of Natural Sciences—Chemistry, Newcastle University, Newcastle Upon Tyne, NE1 7RU, UK. E-mail: m.a.carroll@ncl.ac.uk

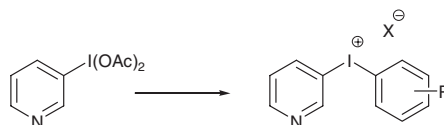
[†]Proceedings of the Ninth International Symposium on the Synthesis and Applications of Isotopically Labelled Compounds, Edinburgh, 16–20 July 2006.



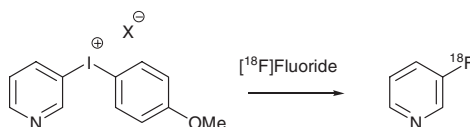
Scheme 2



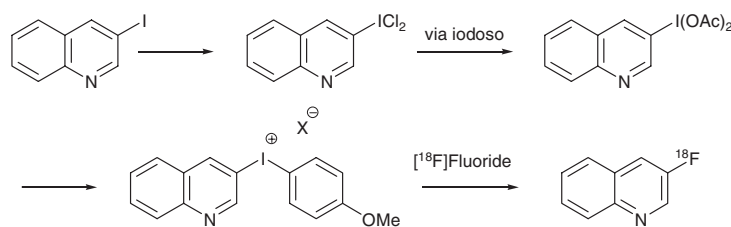
Scheme 3



Scheme 4



Scheme 5



Scheme 6

the 4-¹⁸F]fluoroderivatives. As expected the 3-fluoro derivative is not available using this approach unless very strongly electron-withdrawing groups are present on the pyridine ring, and then only in low yield.

Substitution may also be effected at the desired position providing a suitable electron-withdrawing group is *ortho* or *para* to the leaving group. An example of this approach (Scheme 2) is in the formation of LBM-415.⁵ In this case a carbonyl group is employed *para* to the bromine leaving group allowing conventional S_NAr chemistry to occur and the introduction of the fluorine-18. Subsequent post-radiolabel

transformations convert the [¹⁸F]fluoropyridine into the final target.

We proposed diaryliodonium salts as a more generic route to 3-fluoropyridines as this approach has been shown to place little or no restriction on the aromatic substituents allowing it be used much later in the synthetic sequence. In the case of benzene based systems we generated the required iodobis (acetate) by oxidation of the aryl iodide with sodium perborate or other oxidising agent however this proved an unsuitable route for the corresponding 3-pyridyliodobis (acetate).

An alternative route to this key iodine (III) precursor was developed with the iododichloride installing the necessary oxidation state for the iodine. Treatment of this material with aqueous sodium hydroxide generated the iodosopyridine which was rapidly converted to the 3-pyridyliodobis (acetate) by the action of acetic acid (Scheme 3).

A range of 3-pyridyl(aryl)iodonium salts were then prepared (Scheme 4) according to our standard procedures⁶ and the selectivity of the fluoridation process determined. It was found that when 4-methoxyphenyl was the alternative aromatic ring that the fluorinated product was exclusively 3-fluoropyridine.

The radiochemical study ($K[^{18}\text{F}]$, 30 min) using this substrate was found to give the target 3- $[^{18}\text{F}]$ fluoropyridine in radiochemical yields of 55–63% (Scheme 5).

Fluoroquinolines have also demonstrated biological activity and we were interested whether the same approach may be employed to access 3-fluoroquinoline. During this study it was also found that quinoline-3-iodobis(acetate) also had to be prepared via the iododichloride derivative. Formation of the corresponding iodonium salts proceeded as expected as did the selectivity of the fluoridation process. Radiofluoridation was also successful although the yields were slightly lower (22–25% RCY) than for the pyridine example (Scheme 6).

Summary

Iodonium salts provide a practical route to 3- $[^{18}\text{F}]$ fluoropyridines and 3- $[^{18}\text{F}]$ fluoroquinolines using

$[^{18}\text{F}]$ fluoride ion. The use of 4-methoxyphenyl as the alternate aromatic ring provides the necessary degree of selectivity in the fluoridation process.

Acknowledgements

We thank EPSRC and GE-Healthcare (CASE Award to UW) for funding the EPSRC for provision of the Swansea Mass Spectrometry Service.

REFERENCES

- (a) Shah A, Pike VW, Widdowson DA. *J Chem Soc Perkin Trans* 1998; **1**: 2043; (b) Wüst FR, Reul JM, Rein T, Abel A, Stöcklin G. *J Label Compd Radiopharm* 2001; **44**: S12; (c) Ermert J, Hocke C, Ludwig T, Gail R, Coenen HH. *J Label Compd Radiopharm* 2004; **47**: 429; (d) Wüst FR, Knies T. *J Label Compd Radiopharm* 2003; **46**: 699.
- Carroll MA, Pike VW, Widdowson DA. *Unpublished results*.
- Dollé F. *Curr Pharm Design* 2005; 3221.
- For a leading reference see: Roger G, Hinnen F, Valette H, Saba W, Bottlaender M, Dollé F. *J Label Compd Radiopharm* 2006; **49**: 489.
- Abraham A, Angelberger P, Kletter K, Müller M, Joukhadar C, Erker T, Langer O. *J Label Compd Radiopharm* 2006; **49**: 345.
- (a) Martin-Santamaria S, Carroll MA, Carroll CM, Carter CD, Rzepa HS, Widdowson DA, Pike VW. *Chem Commun* 2000; 649; (b) Carroll MA, Pike VW, Widdowson DA. *Tetrahedron Lett* 2000; **41**: 5393.